



# Products Catalog



## ABOUT US

Since 1994, we have been operating with the products of the companies that we have created with the experience we have created with the experience we have gained since 1994, with the products of the companies that we are the technical representative of, for all kinds of industries in our country and with its knowledge, experience, meticulousness and determination to achieve the best, it always operates with the basic principle of absolute customer satisfaction by producing maximum solutions to its customers before sales and providing fast service support after sales.

# 4 Hole Plate Mounts



4 Hole Plate Mounts

PRODUCT INFO

CODE NO									
FC02 MMB 028	28	14	45x30	36x20				38	20
FC02 ŞFF 028	28	14	45x30	36x20				38	20

CODE NO									
FC02 MMB 028G	28	21	42x42	32x32				46	25

CODE NO									
FC02 MTB 038	38	14	42x42	32x32				50	20

CODE NO									
FC02 MTB 050-050 FR	50	20	50x50	37x37				75	40
FC02 MTB 075-075 FR	75	25	60x60	47x47				100	50

CODE NO									
FC02 MMB 050-050 FR	50	20	50x50	37x37				75	40
FC02 MMB 075-075 FR	75	25	60x60	47x47				100	50

CODE NO									
FC02 ŞFF 050-050 FR	50	20	50x50	37x37				75	40
FC02 ŞFF 075-075 FR	75	25	60x60	47x47				100	50

# Single Bolt Connectors



PRODUCT INFO

CODE NO										
FC01 MMB 028	28	14		8					49	20

CODE NO										
FC01 MTB 050-050 FR	50	20			10 (3/8)				75	50
FC01 MTB 075-075 FR	75	25			10 (3/8)				100	60

CODE NO										
FC01 MMB 050-050 FR	50	20			10 (3/8)				75	50
FC01 MMB 075-075 FR	75	25			10 (3/8)				100	60

CODE NO										
FC01 ŞFF 050-050 FR	50	20			10 (3/8)				75	50
FC01 ŞFF 075-075 FR	75	25			10 (3/8)				100	60

## Hole Connectors



PRODUCT INFO

CODE NO										
<b>FC00 MTB 050-075</b>	50	20				10			75	40
<b>FC00 MTB 075-075 FR</b>	75	25				10			100	50

CODE NO										
<b>FC00 MMB 050-075</b>	50	20				10			75	40
<b>FC00 MMB 075-075 FR</b>	75	25				10			100	50

## Double Wheelers



PRODUCT INFO

CODE NO										
<b>DW02 MTB 050-050 FR</b>	50	20x2	65x65	47x47					75	50

CODE NO										
<b>DW02 MMB 050-050 FR</b>	50	20x2	65x65	47x47					75	50

# Double Wheelers



PRODUCT INFO

CODE NO										
<b>DW01 MTB 050-050 FR</b>	50	20x2			3/8-(M10)				75	50

CODE NO										
<b>DW01 MMB 050-050 FR</b>	50	20x2			3/8-(M10)				75	50



PRODUCT INFO

CODE NO										
<b>DW00 MTB 050-050 FR</b>	50	20x2			10 mm				75	50

CODE NO										
<b>DW00 MMB 050-050 FR</b>	50	20x2			10 mm				75	50

# U-Fit Connectors



## PRODUCT INFO

CODE NO										
<b>FC02 U MMB</b> 028	28	21	74x18	61					46	30

CODE NO										
<b>FC02 U MTB</b> 050	50	20	35x18						72	35

CODE NO										
<b>FC02 U MTB</b> 050-050 FR	50	20	74x18	61					75	40

CODE NO										
<b>FC02 U MMB</b> 050-050 FR	50	20	74x18	61					75	40

CODE NO										
<b>FC02 U ŞFF</b> 050-050 FR	50	20	74x18	61					75	40

## Ball Type Models



**BC02-TOP TYPE**










PRODUCT INFO

CODE NO									
<b>BC02 MTB 040</b>	<b>40</b>		42X42	39X39				62	40
<b>BC02 MTB 050</b>	<b>50</b>		50X50	37X37				69	50



**BC01-TOP TYPE**

PRODUCT INFO

CODE NO									
<b>BC01 MTB 040</b>	<b>40</b>				3/8			62	40
<b>BC01 MTB 050</b>	<b>50</b>				3/8			69	50

# Heavy Duty Furniture Casters



PRODUCT INFO

CODE NO										
<b>FC02 PUR</b> <b>035</b>	<b>35</b>	27	50x50	37x37					55	100
<b>FC02 PUR</b> <b>035 FR</b>	<b>35</b>	27	50X50	37X37					55	100

CODE NO										
<b>FC02 MMB</b> <b>035</b>	<b>35</b>	27	50x50	37x37					55	100
<b>FC02 MMB</b> <b>035 FR</b>	<b>35</b>	27	50X50	37X37					55	100

# Constants



PRODUCT INFO

CODE NO										
103-P	20	8	40x12	32					22	15



PRODUCT INFO

CODE NO										
163-P	28	14	46x21	36					34	15



PRODUCT INFO

CODE NO										
173-P	32	15	53x21	39					42	20



PRODUCT INFO

CODE NO										
183-P	38	15	57x21	45					48	20

# Constants



203-P

PRODUCT INFO

CODE NO										
203-P	50	20	30x67	63					67	30
203-L	50	20	30x67	63					67	30




403-P

PRODUCT INFO

CODE NO										
403-P	75	25	38x85	63					97	50
403-L	75	25	38x85	63					97	50


## Table Mounts (Black Plastic)



PRODUCT INFO

CODE NO											
TW02 PPB 040	40	13x2	34x34	24x24						53	20
TW02 PPB 050	50	18x2	43x39	29x26						62	30

## Bolt Connectors (Black Plastic)



PRODUCT INFO

CODE NO											
TW01 PPB 040	40	13x2				8				53	20
TW01 PPB 050	50	18x2				10				62	30

## U Fittings (Black Plastic)



**U-Fit Connectors**

PRODUCT INFO

CODE NO										
<b>TW02 UPPB</b> <b>050</b>	50	18x2	35x18						62	30



**Long U-Fit Connectors**

PRODUCT INFO

CODE NO										
<b>TW02 UZPPB</b> <b>040</b>	40	13x2	74x18	61					55	20
<b>TW02 UZPPB</b> <b>050</b>	50	18x2	74x18	61					63	30

# U-Fit Connectors (Gray Plastic)



**U Fittings Gray Plastic**

PRODUCT INFO

CODE NO										
<b>TW02 UPPB</b> 050 Gri	50	18x2	35x18						71	30



**Long U Fittings Gray Plastic**

PRODUCT INFO

CODE NO										
<b>TW02 UZPPB</b> 050	50	18x2	74x18	61					71	30

## Table Mounts (Gray Plastic)



Gray Plastic Table Mounts

PRODUCT INFO

CODE NO										
TW02 PPB 050 Gri	50	16x2	45x45	32x32					71	30
TW02 PPB 075 Gri	75	22x2	64x64	48x48					97	60

## Bolt Connectors (Gray Plastic)



Gray Plastic Bolt Connectors

PRODUCT INFO

CODE NO										
TW01 PPB 050 Gri	50	16x2				3/8			71	30
TW01 PPB 075 Gri	75	22x2				10			97	60

# Office – Office Chair Wheels



TW14-PPB

PRODUCT INFO

CODE NO										
TW14 PPB 050	50	18x2			11				63	30
TW14 PPB 050 (10)	50	18x2			10				63	35



TW14-GRAY

PRODUCT INFO

CODE NO										
TW14 PPB 050 (GR1)	50	16x2			11				66	35



TW14-METAL

PRODUCT INFO

CODE NO										
BC14 MTB 050 (555-L)	50				11				68	50



TW14-NICKELAGE

PRODUCT INFO

CODE NO										
TW14 NIKEL 050	50	18x2			11				66	35



TW14-PPB-60

PRODUCT INFO











CODE NO										
TW14 PPB 060	60	20x2			11				68	40

## Decorative Casting Wheels



COFFEE TABLE-PALLET

## PRODUCT INFO

CODE NO										
<b>DÖKÜM</b> 100	100	25	60x160	35x130					120	200
<b>DÖKÜM</b> 140	140	25	60x160	35x130					162	230
<b>DÖKÜM</b> 170	170	20	60x160	35x130					200	260
<b>DÖKÜM</b> 300	300	28	60x250	35x220					335	300

## Brass Wheels



RICE-YUV-HUNI

## PRODUCT INFO

CODE NO										
PIRINÇ YUVARLAK HUNI	32	9	30X23						38	30



RICE-SQUARE-HUNI

## PRODUCT INFO

CODE NO										
PIRINÇ KARE HUNI	32	9	32X32						38	30



BRASS-YUV-TABLE

## PRODUCT INFO

CODE NO										
PIRINÇ YUVARLAK TABLA	32	9	40	27					38	30

## Coffee Table And Pallet



COFFEE TABLE-PALLET  
ANTIQUE

## PRODUCT INFO

CODE NO										
ANTİK SEHPA TEKER	100	13	42x42	37x37					121	25



COFFEE TABLE-PALLET SILVER

## PRODUCT INFO

CODE NO										
GÜMÜŞ SEHPA TEKER	100	13	42x42	37x37					121	25



COFFEE TABLE-PALLET  
YELLOW

## PRODUCT INFO

CODE NO										
SARI SEHPA TEKER	100	13	42x42	37x37					121	25

# Wheel With Table Mount



PRODUCT INFO

CODE NO										
<b>HC02 MTR 100</b>	100	32	70x80	50x60					130	80
<b>HC02 MTR 125</b>	125	32	70x80	50x60					160	100



PRODUCT INFO

CODE NO										
<b>HC02 MTR 100 FR</b>	100	32	70x80	50x60					130	80
<b>HC02 MTR 125 FR</b>	125	32	70x80	50x60					160	100

# Casters With Blank Hole Coupling



HC00-MTR

PRODUCT INFO

CODE NO										
HC00 MTR 100	100	32			12				130	80
HC00 MTR 125	125	32			12				160	100



HC00-MTR-FR

PRODUCT INFO

CODE NO										
HC00 MTR 100 FR	100	32			12				130	80
HC00 MTR 125 FR	125	32			12				160	100

# Pin Connection Wheel



PRODUCT INFO

CODE NO										
<b>HC05 MTR 100</b>	<b>100</b>	32			22				130	80
<b>HC05 MTR 125</b>	<b>125</b>	32			22				160	100



PRODUCT INFO

CODE NO										
<b>HC05 MTR 100 FR</b>	<b>100</b>	32			22				130	80
<b>HC05 MTR 125 FR</b>	<b>125</b>	32			22				160	100

# Wheel With Socket Connector



PRODUCT INFO

CODE NO										
HC25 MTR 100	100	32							130	80
HC25 MTR 125	125	32							160	100



PRODUCT INFO

CODE NO										
HC25 MTR 100 FR	100	32							130	80
HC25 MTR 125 FR	125	32							160	100



PRODUCT INFO

CODE NO										
HC25 PUB 100	100	30							130	100
HC25 PUB 125	125	37,5							160	130



PRODUCT INFO

CODE NO										
HC25 PUB 100 FR	100	30							130	100
HC25 PUB 125 FR	125	37,5							160	130

## Fixed Tongs



Fixed Tongs

PRODUCT INFO

CODE NO										
HC07 MTR 100	100	32	70x80	50x60					130	80
HC07 MTR 125	125	32	70x80	50x60					160	100

## Market Type Wheel



TC00-MTR

PRODUCT INFO

CODE NO										
TC00 MTR 100	100	32				12			130	80
TC00 MTR 125	125	32				12			160	100



TC01-MTR

PRODUCT INFO


KOD NO										
TC01 MTR 100	100	32			12				130	80
TC01 MTR 125	125	32			12				160	100

# Medical




PRODUCT INFO

CODE NO										
PC01 MTR 100 FR	100	32			M-10				146	100
PC01 MTR 125 FR	125	32			M-10				170	100
PC01 MTR 150 FR	150	32			M-10				204	100



PRODUCT INFO

CODE NO										
PC05 MTR 100 FR	100	32			16-28mm				146	100
PC05 MTR 125 FR	125	32			16-28mm				170	100
PC05 MTR 150 FR	150	32			16-28mm				204	100



PRODUCT INFO

CODE NO										
PC03 MTR 100 FR	100	32			M8-10				146	100
PC03 MTR 125 FR	125	32			M8-10				170	100
PC03 MTR 150 FR	150	32			M8-10				204	100

# Medical



With Brake Table

PRODUCT INFO

CODE NO										
PC02 MTR 100 FR	100	32	67x77	55x47					154	100
PC02 MTR 125 FR	125	32	67x77	55x47					178	100
PC02 MTR 150 FR	150	32	67x77	55x47					212	100



Side Perforated With Brake

PRODUCT INFO

CODE NO										
PC04 MTR 100 FR	100	32			22 - 28 mm	52			146	100
PC04 MTR 125 FR	125	32			22 - 28 mm	52			170	100
PC04 MTR 150 FR	150	32			22 - 28 mm	52			204	100



Self-Aligning Bolted

PRODUCT INFO

CODE NO										
PC01 MTR 100 -OY	100	32			M10 - 5/8	25 - 40 mm			146	100
PC01 MTR 125 - OY	125	32			M10 - 5/8	25 - 40 mm			170	100
PC01 MTR 150 - OY	150	32			M10 - 5/8	25 - 40 mm			204	100

# Medical



PRODUCT INFO

CODE NO										
PC05 MTR 100 - OY	100	32			16 - 28 mm	40x50			146	100
PC05 MTR 125 - OY	125	32			16 - 28 mm	40x50			170	100
PC05 MTR 150 - OY	150	32			16 - 28 mm	40x50			204	100



PRODUCT INFO

CODE NO										
PC03 MTR 100 - OY	100	32			8-10				146	100
PC03 MTR 125 - OY	125	32			8-10				170	100
PC03 MTR 150 - OY	150	32			8-10				204	100

# Rubber Wheels



PRODUCT INFO

CODE NO										
LD02 SLP 080	80	25	85x100	60x80					105	60
LD02 SLP 100	100	30	85x100	60x80					130	75
LD02 SLP 125	125	37,5	85x100	60x80					155	110
LD02SLP 150	150	40	85x100	60x80					181	130
LD02 SLP 200	200	50	110x140	80x105					230	200



PRODUCT INFO

CODE NO										
LD02 SLP 080 FR	80	25	85x100	60x80					105	60
LD02 SLP 100 FR	100	30	85x100	60x80					130	75
LD02 SLP 125 FR	125	37,5	85x100	60x80					155	110
LD02SLP 150 FR	150	40	85x100	60x80					181	130
LD02 SLP 200 FR	200	50	110x140	80x105					230	200

# Rubber Wheels



LD07-SLP

PRODUCT INFO

CODE NO										
LD07 SLP 080	80	25	85x100	60x80					105	60
LD07 SLP 100	100	30	85x100	60x80					130	75
LD07 SLP 125	125	37,5	85x100	60x80					155	110
LD07 SLP 150	150	40	85x100	60x80					181	130
LD07 SLP 200	200	50	110x140	80x105					230	200



LD00-SLP

PRODUCT INFO

CODE NO										
LD00 SLP 080	80	25			12				105	60
LD00 SLP 100	100	30			12				130	75
LD00 SLP 125	125	37,5			12				155	110
LD00 SLP 150	150	40			12				181	130



LD00-SLP-FR

PRODUCT INFO

CODE NO										
LD00 SLP 080 FR	80	25			12				105	60
LD00 SLP 100 FR	100	30			12				130	75
LD00 SLP 125 FR	125	37,5			12				155	110
LD00 SLP 150 FR	150	40			12				181	130

# Rubber Wheels



LD61-SLP

PRODUCT INFO

CODE NO										
LD61 SLP 080	80	25				16			105	60
LD61 SLP 100	100	30				16			130	75
LD61 SLP 125	125	37,5				16			155	110
LD61 SLP 150	150	40				16			181	130



LD61-SLP-FR

PRODUCT INFO

CODE NO										
LD61 SLP 080 FR	80	25				16			105	60
LD61 SLP 100 FR	100	30				16			130	75
LD61 SLP 125 FR	125	37,5				16			155	110
LD61 SLP 150 FR	150	40				16			181	130



LD05-SLP

PRODUCT INFO

CODE NO										
LD05 SLP 080	80	25				22			105	60
LD05 SLP 100	100	30				22			130	75
LD05 SLP 125	125	37,5				22			155	110
LD05 SLP 150	150	40				22			181	130

## Rubber Wheels



PRODUCT INFO

CODE NO										
<b>LD05 SLP 080</b> FR	<b>80</b>	25					22			105 60
<b>LD05 SLP 100</b> FR	<b>100</b>	30					22			130 75
<b>LD05 SLP 125</b> FR	<b>125</b>	37,5					22			155 110
<b>LD05 SLP 150</b> FR	<b>150</b>	40					22			181 130

## Polyamide Wheels













PRODUCT INFO

CODE NO										
<b>LD02 MMB</b> <b>080</b>	<b>80</b>	25	85x100	60x80						105 80
<b>LD02</b> <b>MMB 100</b>	<b>100</b>	30	85x100	60x80						130 110
<b>LD02 MMB</b> <b>125</b>	<b>125</b>	37,5	85x100	60x80						155 140
<b>LD02 MMB</b> <b>150</b>	<b>150</b>	40	85x100	60x80						181 180
<b>LD02 RMB</b> <b>200</b>	<b>200</b>	50	110x140	80x105						230 300

# Polyamide Wheels













PRODUCT INFO

CODE NO										
<b>LD02 MMB 080 FR</b>	<b>80</b>	25	85x100	60x80					105	80
<b>LD02 MMB 100 FR</b>	<b>100</b>	30	85x100	60x80					130	110
<b>LD02 MMB 125 FR</b>	<b>125</b>	37,5	85x100	60x80					155	140
<b>LD02 MMB 150 FR</b>	<b>150</b>	40	85x100	60x80					181	180
<b>LD02 RMB 200 FR</b>	<b>200</b>	50	110x140	80x105					230	300



PRODUCT INFO

CODE NO										
<b>LD07 MMB 080</b>	<b>80</b>	25	85x100	60x80					105	80
<b>LD07 MMB 100</b>	<b>100</b>	30	85x100	60x80					130	110
<b>LD07 MMB 125</b>	<b>125</b>	37,5	85x100	60x80					155	140
<b>LD07 MMB 150</b>	<b>150</b>	40	85x100	60x80					181	180
<b>LD07 RMB 200</b>	<b>200</b>	50	110x140	80x105					230	300

# Polyamide Wheels



PRODUCT INFO

CODE NO										
LD00 MMB 080	80	25			12				105	80
LD00 MMB 100	100	30			12				130	110
LD00 MMB 125	125	37,5			12				155	140
LD00 MMB 150	150	40			12				181	180



PRODUCT INFO

CODE NO										
LD00 MMB 080 FR	80	25			12				105	80
LD00 MMB 100 FR	100	30			12				130	110
LD00 MMB 125 FR	125	37,5			12				155	140
LD00 MMB 150 FR	150	40			12				181	180



PRODUCT INFO

CODE NO										
LD61 MMB 080	80	25				16			105	80
LD61 MMB 100	100	30				16			130	110
LD61 MMB 125	125	37,5				16			155	140
LD61 MMB 150	150	40				16			181	180

# Polyamide Wheels



PRODUCT INFO

CODE NO									
<b>LD61 MMB 080 FR</b>	<b>80</b>	25				16		105	80
<b>LD61 MMB 100 FR</b>	<b>100</b>	30				16		130	110
<b>LD61 MMB 125 FR</b>	<b>125</b>	37,5				16		155	140
<b>LD61 MMB 150 FR</b>	<b>150</b>	40				16		181	180



PRODUCT INFO

CODE NO									
<b>LD05 MMB 080</b>	<b>80</b>	25				22		105	80
<b>LD05 MMB 100</b>	<b>100</b>	30				22		130	110
<b>LD05 MMB 125</b>	<b>125</b>	37,5				22		155	140
<b>LD05 MMB 150</b>	<b>150</b>	40				22		181	180



PRODUCT INFO

CODE NO									
<b>LD05 MMB 080 FR</b>	<b>80</b>	25				22		105	80
<b>LD05 MMB 100 FR</b>	<b>100</b>	30				22		130	110
<b>LD05 MMB 125 FR</b>	<b>125</b>	37,5				22		155	140
<b>LD05 MMB 150 FR</b>	<b>150</b>	40				22		181	180

# Polyurethane Wheels On Polyamide



PRODUCT INFO

CODE NO										
LD02 PUB 080	80	30	85x100	60x80						105 100
LD02 PUB 100	100	30	85x100	60x80						130 130
LD02 PUB 125	125	37,5	85x100	60x80						155 160
LD02 PUB 150	150	45	85x100	60x80						181 210
LD02 PUB 200	200	50	110x140	80x105						230 300



PRODUCT INFO

CODE NO										
LD02 PUB 080 FR	80	30	85x100	60x80						105 100
LD02 PUB 100 FR	100	30	85x100	60x80						130 130
LD02 PUB 125 FR	125	37,5	85x100	60x80						155 160
LD02 PUB 150 FR	150	45	85x100	60x80						181 210
LD02 PUB 200 FR	200	50	110x140	80x105						230 300



PRODUCT INFO

CODE NO										
LD07 PUB 080	80	30	85x100	60x80						105 100
LD07 PUB 100	100	30	85x100	60x80						130 130
LD07 PUB 125	125	37,5	85x100	60x80						155 160
LD07 PUB 150	150	45	85x100	60x80						181 210
LD07 PUB 200	200	50	110x140	80x105						230 300

# Polyurethane Wheels On Polyamide



PRODUCT INFO

CODE NO										
LD00 PUB 080	80	30			12				105	100
LD00 PUB 100	100	30			12				130	130
LD00 PUB 125	125	37,5			12				155	160
LD00 PUB 150	150	45			12				181	210



PRODUCT INFO

CODE NO										
LD00 PUB 080 FR	80	30			12				105	100
LD00 PUB 100 FR	100	30			12				130	130
LD00 PUB 125 FR	125	37,5			12				155	160
LD00 PUB 150 FR	150	45			12				181	210



PRODUCT INFO

CODE NO										
LD61 PUB 080	80	30				16			105	100
LD61 PUB 100	100	30				16			130	130
LD61 PUB 125	125	37,5				16			155	160
LD61 PUB 150	150	45				16			181	210

# Polyurethane Wheels On Polyamide



PRODUCT INFO

CODE NO										
LD61 PUB 080 FR	80	30				16			105	100
LD61 PUB 100 FR	100	30				16			130	130
LD61 PUB 125 FR	125	37,5				16			155	160
LD61 PUB 150 FR	150	45				16			181	210



PRODUCT INFO

CODE NO										
LD05 PUB 080	80	30				22			105	100
LD05 PUB 100	100	30				22			130	130
LD05 PUB 125	125	37,5				22			155	160
LD05 PUB 150	150	45				22			181	210



PRODUCT INFO

CODE NO										
LD05 PUB 080 FR	80	30				22			105	100
LD05 PUB 100 FR	100	30				22			130	130
LD05 PUB 125 FR	125	37,5				22			155	160
LD05 PUB 150 FR	150	45				22			181	210

# Polyamide Wheel



SS02-MMB

PRODUCT INFO

CODE NO										
SS02 MMB 080	80	30	85x100	60x80					105	110
SS02 MMB 100	100	35	85x100	60x80					130	135
SS02 MMB 125	125	40	85x100	60x80					155	170
SS02 MMB 150	150	45	85x100	60x80					181	210



SS02-MMB-FR

PRODUCT INFO

CODE NO										
SS02 MMB 080 FR	80	30	85x100	60x80					105	110
SS02 MMB 100 FR	100	35	85x100	60x80					130	135
SS02 MMB 125 FR	125	40	85x100	60x80					155	170
SS02 MMB 150 FR	150	45	85x100	60x80					181	210

# Polyamide Wheel



PRODUCT INFO

CODE NO									
SS07 MMB 080	80	30	85x100	60x80					105 110
SS07 MMB 100	100	35	85x100	60x80					130 135
SS07 MMB 125	125	40	85x100	60x80					155 170
SS07 MMB 150	150	45	85x100	60x80					181 210



PRODUCT INFO

CODE NO									
SS00 MMB 080	80	30				12			105 110
SS00 MMB 100	100	35				12			130 135
SS00 MMB 125	125	40				12			155 170
SS00 MMB 150	150	45				12			181 210













PRODUCT INFO

CODE NO									
SS00 MMB 080 FR	80	30				12			105 110
SS00 MMB 100 FR	100	35				12			130 135
SS00 MMB 125 FR	125	40				12			155 170
SS00 MMB 150 FR	150	45				12			181 210

# Polyamide Wheel













PRODUCT INFO

CODE NO										
SS61 MMB 080	80	30			16				105	110
SS61 MMB 100	100	35			16				130	135
SS61 MMB 125	125	40			16				155	170
SS61 MMB 150	150	45			16				181	210






PRODUCT INFO

CODE NO										
SS61 MMB 080 FR	80	30			16				105	110
SS61 MMB 100 FR	100	35			16				130	135
SS61 MMB 125 FR	125	40			16				155	170
SS61 MMB 150 FR	150	45			16				181	210



PRODUCT INFO

CODE NO										
SS05MMB 080	80	30			22				105	110
SS05 MMB 100	100	35			22				130	135
SS05 MMB 125	125	40			22				155	170
SS05 MMB 150	150	45			22				181	210

## Polyamide Wheel



PRODUCT INFO

CODE NO										
SS05MMB 080 FR	80	30			22				105	110
SS05 MMB 100 FR	100	35			22				130	135
SS05 MMB 125 FR	125	40			22				155	170
SS05 MMB 150 FR	150	45			22				181	210

## Polyurethane On Polyamide Wheels



PRODUCT INFO

CODE NO										
SS02 PUB 080	80	30	85x100	60x80					105	110
SS02 PUB 100	100	35	85x100	60x80					130	135
SS02 PUB 125	125	40	85x100	60x80					155	170
SS02 PUB 150	150	45	85x100	60x80					181	210

# Polyurethane On Polyamide Wheels



PRODUCT INFO

CODE NO										
SS02 PUB 080 FR	80	30	85x100	60x80					105	110
SS02 PUB 100 FR	100	35	85x100	60x80					130	135
SS02 PUB 125 FR	125	40	85x100	60x80					155	170
SS02 PUB 150 FR	150	45	85x100	60x80					181	210



PRODUCT INFO

CODE NO										
SS07 PUB 080	80	30	85x100	60x80					105	110
SS07 PUB 100	100	35	85x100	60x80					130	135
SS07 PUB 125	125	40	85x100	60x80					155	170
SS07 PUB 150	150	45	85x100	60x80					181	210



PRODUCT INFO

CODE NO										
SS00 PUB 080	80	30				12			105	110
SS00 PUB 100	100	35				12			130	135
SS00 PUB 125	125	40				12			155	170
SS00 PUB 150	150	45				12			181	210

# Polyurethane On Polyamide Wheels



PRODUCT INFO

CODE NO										
SS00 PUB 080 FR	80	30				12			105	110
SS00 PUB 100 FR	100	35				12			130	135
SS00 PUB 125 FR	125	40				12			155	170
SS00 PUB 150 FR	150	45				12			181	210



PRODUCT INFO

CODE NO										
SS61 PUB 080	80	30			16				105	110
SS61 PUB 100	100	35			16				130	135
SS61 PUB 125	125	40			16				155	170
SS61 PUB 150	150	45			16				181	210



PRODUCT INFO

CODE NO										
SS61 PUB 080 FR	80	30			16				105	110
SS61 PUB 100 FR	100	35			16				130	135
SS61 PUB 125 FR	125	40			16				155	170
SS61 PUB 150 FR	150	45			16				181	210

# Polyurethane On Polyamide Wheels



PRODUCT INFO

CODE NO										
SS05 PUB 080	80	30			16				105	110
SS05 PUB 100	100	35			16				130	135
SS05 PUB 125	125	40			16				155	170
SS05 PUB 150	150	45			16				181	210



PRODUCT INFO

CODE NO										
SS05 PUB 080 FR	80	30			16				105	110
SS05 PUB 100 FR	100	35			16				130	135
SS05 PUB 125 FR	125	40			16				155	170
SS05 PUB 150 FR	150	45			16				181	210

# Polyamide Wheels With Wide Tongs



PRODUCT INFO

CODE NO										
SW02 RMB 100	100	35	110x140	80x105					140	200
SW02 RMB 125	125	40	110x140	80x105					165	275
SW02 RMB 150	150	45	110x140	80x105					200	325
SW02 RMB 200	200	50	110x140	80x105					240	375



PRODUCT INFO

CODE NO										
SW02 RMB 100 FR	100	35	110x140	80x105					140	200
SW02 RMB 125 FR	125	40	110x140	80x105					165	275
SW02 RMB 150 FR	150	45	110x140	80x105					200	325
SW02 RMB 200 FR	200	50	110x140	80x105					240	375



PRODUCT INFO

CODE NO										
SW07 RMB 100	100	35	110x140	80x105					140	200
SW07 RMB 125	125	40	110x140	80x105					165	275
SW07 RMB 150	150	45	110x140	80x105					200	325
SW07 RMB 200	200	50	110x140	80x105					240	375

# Polyurethane Wheels On Polyamide With Wide Tongs



**SW02-PUB**

PRODUCT INFO

CODE NO										
<b>SW02 PUB 100</b>	<b>100</b>	35	110x140	80x105					140	200
<b>SW02 PUB 125</b>	<b>125</b>	40	110x140	80x105					165	275
<b>SW02 PUB 150</b>	<b>150</b>	45	110x140	80x105					200	325
<b>SW02 PUB 200</b>	<b>200</b>	50	110x140	80x105					240	375



**SW02-PUB-FR**

PRODUCT INFO

CODE NO										
<b>SW02 PUB 100 FR</b>	<b>100</b>	35	110x140	80x105					140	200
<b>SW02 PUB 125 FR</b>	<b>125</b>	40	110x140	80x105					165	275
<b>SW02 PUB 150 FR</b>	<b>150</b>	45	110x140	80x105					200	325
<b>SW02 PUB 200 FR</b>	<b>200</b>	50	110x140	80x105					240	375



**SW07-PUB**











PRODUCT INFO

CODE NO										
<b>SW07 PUB 100</b>	<b>100</b>	35	110x140	80x105					140	200
<b>SW07 PUB 125</b>	<b>125</b>	40	110x140	80x105					165	275
<b>SW07 PUB 150</b>	<b>150</b>	45	110x140	80x105					200	325
<b>SW07 PUB 200</b>	<b>200</b>	50	110x140	80x105					240	375

# Container Wheels



PRODUCT INFO

CODE NO										
<b>LC02 SLP 150</b>	<b>150</b>	45	108x108	78x78					181	150
<b>LM02 SLP 150</b>	<b>150</b>	45	110x140	80x105					185	160
<b>LM02 SLP 160</b>	<b>160</b>	45	110x140	80x105					190	170
<b>LM02 SLP 200</b>	<b>200</b>	50	110x140	80x105					230	200

# Container Wheels



PRODUCT INFO

CODE NO										
<b>LC02 SLP 150 FR</b>	150	45	108x108	78x78					181	150
<b>LM02 SLP 150 FR</b>	150	45	110x140	80x105					185	160
<b>LM02 SLP 160 FR</b>	160	45	110x140	80x105					190	170
<b>LM02 SLP 200 FR</b>	200	50	110x140	80x105					230	200



PRODUCT INFO

CODE NO										
<b>LC07 SLP 150</b>	150	45	85x100	60x80					181	150
<b>LM07 SLP 150</b>	150	45	110x140	80x105					185	160
<b>LM07 SLP 160</b>	160	45	110x140	80x105					190	170
<b>LM07 SLP 200</b>	200	50	110x140	80x105					230	200

# Snap-On Wheels



PRODUCT INFO

CODE NO										
<b>200x50 PLB</b>	200	50			22	90				250

# Polyamide Wheels



PRODUCT INFO

CODE NO										
<b>MD02 RMB 055</b>	55	25	67x87	46x65					84	100
<b>MD02 RMB 080</b>	80	30	90x114	61x90					113	170
<b>MD02 RMB 100</b>	100	35	110x140	80x105					140	350
<b>MD02 RMB 125</b>	125	40	110x140	80x105					175	450
<b>MD02 RMB 150</b>	150	45	110x140	80x105					210	600
<b>MD02 RMB 200</b>	200	50	110x140	80x105					250	750

## Polyamide Wheels



### PRODUCT INFO

CODE NO										
<b>MD02 RMB 055 FR</b>	55	25	67x87	46x65						84 100
<b>MD02 RMB 080 FR</b>	80	30	90x114	61x90						113 170
<b>MD02 RMB 100 FR</b>	100	35	110x140	80x105						140 350
<b>MD02 RMB 125 FR</b>	125	40	110x140	80x105						175 450
<b>MD02 RMB 150 FR</b>	150	45	110x140	80x105						210 600
<b>MD02 RMB 200 FR</b>	200	50	110x140	80x105						250 750



### PRODUCT INFO

CODE NO										
<b>MD07 RMB 055</b>	55	25	67x87	46x65						84 100
<b>MD07 RMB 080</b>	80	30	90x114	61x90						113 170
<b>MD07 RMB 100</b>	100	35	110x140	80x105						140 350
<b>MD07 RMB 125</b>	125	40	110x140	80x105						175 450
<b>MD07 RMB 150</b>	150	45	110x140	80x105						210 600
<b>MD07 RMB 200</b>	200	50	110x140	80x105						250 750

## Polyurethane Wheels On Polyamide



### PRODUCT INFO

CODE NO										
MD02 PUB 055	55	25	67x87	46x65						84 80
MD02 PUB 080	80	30	90x114	61x90						113 130
MD02 PUR 100	100	35	110x140	80x105						140 300
MD02 PUR 125	125	40	110x140	80x105						175 400
MD02 PUR 150	150	45	110x140	80x105						210 450
MD02 PUR 200	200	50	110x140	80x105						250 650



### PRODUCT INFO

CODE NO										
MD02 PUB 055 FR	55	25	67x87	46x65						84 80
MD02 PUB 080 FR	80	30	90x114	61x90						113 130
MD02 PUR 100 FR	100	35	110x140	80x105						140 300
MD02 PUR 125 FR	125	40	110x140	80x105						175 400
MD02 PUR 150 FR	150	45	110x140	80x105						210 450
MD02 PUR 200 FR	200	50	110x140	80x105						250 650



### PRODUCT INFO

CODE NO										
MD07 PUB 055	55	25	67x87	46x65						84 80
MD07 PUB 080	80	30	90x114	61x90						113 130
MD07 PUR 100	100	35	110x140	80x105						140 300
MD07 PUR 125	125	40	110x140	80x105						175 400
MD07 PUR 150	150	45	110x140	80x105						210 450
MD07 PUR 200	200	50	110x140	80x105						250 650

## Casting Group



**MD02-DDB**

PRODUCT INFO

CODE NO										
<b>MD02 DDB 055</b>	55	25	67x87	46x65					84	140
<b>MD02 DDB 080</b>	80	30	90x114	61x90					113	200
<b>MD02 DDB 100</b>	100	35	110x140	80x105					140	350
<b>MD02 DDB 125</b>	125	40	110x140	80x105					175	450
<b>MD02 DDB 150</b>	150	45	110x140	80x105					210	600
<b>MD02 DDB 200</b>	200	50	110x140	80x105					250	900



**MD02-DDB-FR**

PRODUCT INFO

CODE NO										
<b>MD02 DDB 055 FR</b>	55	25	67x87	46x65					84	140
<b>MD02 DDB 080 FR</b>	80	30	90x114	61x90					113	200
<b>MD02 DDB 100 FR</b>	100	35	110x140	80x105					140	350
<b>MD02 DDB 125 FR</b>	125	40	110x140	80x105					175	450
<b>MD02 DDB 150 FR</b>	150	45	110x140	80x105					210	600
<b>MD02 DDB 200 FR</b>	200	50	110x140	80x105					250	900



**MD07-DDB**

PRODUCT INFO

CODE NO										
<b>MD07 DDB 055</b>	55	25	67x87	46x65					84	140
<b>MD07 DDB 080</b>	80	30	90x114	61x90					113	200
<b>MD07 DDB 100</b>	100	35	110x140	80x105					140	350
<b>MD07 DDB 125</b>	125	40	110x140	80x105					175	450
<b>MD07 DDB 150</b>	150	45	110x140	80x105					210	600
<b>MD07 DDB 200</b>	200	50	110x140	80x105					250	900

# Casting Top Polyurethane Wheels



PRODUCT INFO

CODE NO										
MD02 DUR 055	55	25	67x87	46x65					84	140
MD02 DUR 080	80	30	90x114	61x90					113	200
MD02 DUR 100	100	35	110x140	80x105					140	350
MD02 DUR 125	125	40	110x140	80x105					175	450
MD02 DUR 150	150	45	110x140	80x105					210	600
MD02 DUR 200	200	50	110x140	80x105					250	900



PRODUCT INFO

CODE NO										
MD02 DUR 055 FR	55	25	67x87	46x65					84	140
MD02 DUR 080 FR	80	30	90x114	61x90					113	200
MD02 DUR 100 FR	100	35	110x140	80x105					140	350
MD02 DUR 125 FR	125	40	110x140	80x105					175	450
MD02 DUR 150 FR	150	45	110x140	80x105					210	600
MD02 DUR 200 FR	200	50	110x140	80x105					250	900



PRODUCT INFO


CODE NO										
MD07 DUR 055	55	25	67x87	46x65					84	140
MD07 DUR 080	80	30	90x114	61x90					113	200
MD07 DUR 100	100	35	110x140	80x105					140	350
MD07 DUR 125	125	40	110x140	80x105					175	450
MD07 DUR 150	150	45	110x140	80x105					210	600
MD07 DUR 200	200	50	110x140	80x105					250	900

# Cast-On Rubber Wheels



PRODUCT INFO

CODE NO										
MD02 DYR 080	80	30	90x114	61x90					123	150
MD02 DYR 100	100	35	110x140	80x105					140	250
MD02 DYR 125	125	40	110x140	80x105					175	300
MD02 DYR 150	150	45	110x140	80x105					210	375
MD02 DYR 200	200	50	110x140	80x105					250	425



PRODUCT INFO

CODE NO										
MD02 DYR 080 FR	80	30	90x114	61x90					123	150
MD02 DYR 100 FR	100	35	110x140	80x105					140	250
MD02 DYR 125 FR	125	40	110x140	80x105					175	300
MD02 DYR 150 FR	150	45	110x140	80x105					210	375
MD02 DYR 200 FR	200	50	110x140	80x105					250	425



PRODUCT INFO

CODE NO										
MD07 DYR 080	80	30	85x100	60x80					123	150
MD07 DYR 100	100	35	110x140	80x105					140	250
MD07 DYR 125	125	40	110x140	80x105					175	300
MD07 DYR 150	150	45	110x140	80x105					210	375
MD07 DYR 200	200	50	110x140	80x105					250	425

# Polyurethane Wheels On Single Casting



PRODUCT INFO

CODE NO										
HD02 DUR 150	150	45	140x175	105x140					220	900
HD02 DUR 200	200	50	140x175	105x140					265	1200
HD02 DUR 250	250	60	140x175	105x140					320	1400
HD02 DUR 300	300	70	140x175	105x140					364	1600
HD02 DUR 350	350	80	140x175	105x140					412	1900

# Polyurethane Wheels On Single Casting



PRODUCT INFO

CODE NO										
HD02 DUR 150 FR	150	45	140x175	105x140					220	900
HD02 DUR 200 FR	200	50	140x175	105x140					265	1200
HD02 DUR 250 FR	250	60	140x175	105x140					320	1400
HD02 DUR 300 FR	300	70	140x175	105x140					364	1600
HD02 DUR 350 FR	350	80	140x175	105x140					412	1900



PRODUCT INFO

CODE NO										
HD07 DUR 150	150	45	140x175	105x140					220	900
HD07 DUR 200	200	50	140x175	105x140					265	1200
HD07 DUR 250	250	60	140x175	105x140					320	1400
HD07 DUR 300	300	70	140x175	105x140					364	1600
HD07 DUR 350	350	80	140x175	105x140					412	1900

## Single Cast-On Rubber Wheels



**HD02-DYR**

PRODUCT INFO

CODE NO									
HD02 DYR 150	150	45	140x175	105x140					220 300
HD02 DYR 200	200	50	140x175	105x140					265 500
HD02 DYR 250	250	70	140x175	105x140					320 700
HD02 DYR 300	300	75	140x175	105x140					364 850



**HD02-DYR-FR**

PRODUCT INFO

CODE NO									
HD02 DYR 150 FR	150	45	140x175	105x140					220 300
HD02 DYR 200 FR	200	50	140x175	105x140					265 500
HD02 DYR 250 FR	250	70	140x175	105x140					320 700
HD02 DYR 300 FR	300	75	140x175	105x140					364 850



**HD07-DYR**

PRODUCT INFO

CODE NO									
HD07 DYR 150	150	45	140x175	105x140					220 300
HD07 DYR 200	200	50	140x175	105x140					265 500
HD07 DYR 250	250	70	140x175	105x140					320 700
HD07 DYR 300	300	75	140x175	105x140					364 850

# Double Polyurethane Wheels



PRODUCT INFO

CODE NO										
<b>HD02 DUR 200</b>	<b>200</b>	50x2	200x250	160x210					280	2200
<b>HD02 DUR 250</b>	<b>250</b>	60x2	200x250	160x210					335	2850
<b>HD02 DUR 300</b>	<b>300</b>	70x2	200x250	160x210					380	3300
<b>HD02 DUR 350</b>	<b>350</b>	80x2	200x250	160x210					426	3800
<b>HD02 DUR 400</b>	<b>400</b>	120x2	300x400	240x340					530	5300



PRODUCT INFO

CODE NO										
<b>HD07 DUR 200</b>	<b>200</b>	50x2	200x250	160x210					280	2200
<b>HD07 DUR 250</b>	<b>250</b>	60x2	200x250	160x210					335	2850
<b>HD07 DUR 300</b>	<b>300</b>	70x2	200x250	160x210					380	3300
<b>HD07 DUR 350</b>	<b>350</b>	80x2	200x250	160x210					426	3800
<b>HD07 DUR 400</b>	<b>400</b>	120x2	300x400	240x340					530	5300

# Double Rubber Wheels



PRODUCT INFO


CODE NO										
<b>HD02 DYR 200</b>	<b>200</b>	50x2	200x250	160x210					280	1000
<b>HD02 DYR 250</b>	<b>250</b>	70x2	200x250	160x210					335	1300
<b>HD02 DYR 300</b>	<b>300</b>	75x2	200x250	160x210					380	1500
<b>HD02 DYR 360</b>	<b>350</b>	85x2	200x250	160x210					436	1850



PRODUCT INFO

CODE NO										
<b>HD07 DYR 200</b>	<b>200</b>	50x2	200x250	160x210					280	1000
<b>HD07 DYR 250</b>	<b>250</b>	70x2	200x250	160x210					335	1300
<b>HD07 DYR 300</b>	<b>300</b>	75x2	200x250	160x210					380	1500
<b>HD07 DYR 360</b>	<b>350</b>	85x2	200x250	160x210					436	1850

# Heavy Type Double Caster



PRODUCT INFO

CODE NO										
AH02 DUR 250	250	60x2	200x250	160x210					401/361	2500



PRODUCT INFO

CODE NO										
AH07 DUR 250	250	60x2	200x250	160x210					401/361	2500

## Polyamide Wheels



### PRODUCT INFO

CODE NO										
AC02 RPR 150	150	45	110x140	80x105					220/203	500
AC02 RPR 200	200	50	110x140	80x105					275/255	800



### PRODUCT INFO

CODE NO										
AC02 RPR 150 FR	150	45	110x140	80x105					220/203	500
AC02 RPR 200 FR	200	50	110x140	80x105					275/255	800



### PRODUCT INFO

CODE NO										
AC07 RPR 150	150	45	110x140	80x105					220/203	500
AC07 RPR 200	200	50	110x140	80x105					275/255	800

## Polyurethane Wheels On Polyamide



PRODUCT INFO

CODE NO										
AC02 RUR 150	150	45	110x140	80x105					220/203	450
AC02 RUR 200	200	50	110x140	80x105					275/255	600



PRODUCT INFO

CODE NO										
AC02 RUR 150 FR	150	45	110x140	80x105					220/203	450
AC02 RUR 200 FR	200	50	110x140	80x105					275/255	600



PRODUCT INFO

CODE NO										
AC07 RUR 150	150	45	110x140	80x105					220/203	450
AC07 RUR 200	200	50	110x140	80x105					275/255	600

## Casting Top Polyurethane Wheels



**AC02-DUR**

### PRODUCT INFO

CODE NO										
AC02 DUR 150	150	45	110x140	80x105					220/203	800
AC02 DUR 200	200	50	110x140	80x105					275/255	1000



**AC02-DUR-FR**

### PRODUCT INFO

CODE NO										
AC02 DUR 150 FR	150	45	110x140	80x105					220/203	800
AC02 DUR 200 FR	200	50	110x140	80x105					275/255	1000



**AC07-DUR**

### PRODUCT INFO

CODE NO										
AC07 DUR 150	150	45	110x140	80x105					220/203	800
AC07 DUR 200	200	50	110x140	80x105					275/255	1000

# Heavy Duty Casters



PRODUCT INFO

CODE NO										
AD02 DUR 250	250	60	140x175	105x140					330/300	1250



PRODUCT INFO

CODE NO										
AD07 DUR 250	250	60	140x175	105x140					330/300	1250

# Pallet Truck Big Front Wheels



**FRONT-LARGE-CAST**

PRODUCT INFO

CODE NO										
<b>170x50 DUR</b>	<b>170</b>	50					20	45		800
<b>180x50 DUR</b>	<b>180</b>	50					20	45		900
<b>200x50 DUR</b>	<b>200</b>	50					20	45		1000



**FRONT-LARGE-POLYAMIDE**

PRODUCT INFO

CODE NO										
<b>170x50 RPR</b>	<b>170</b>	50					20	45		700
<b>180x50 RPR</b>	<b>180</b>	50					20	45		750
<b>200x50 RPR</b>	<b>200</b>	50					20	45		800

# Pallet Truck Small Rear Wheels



REAR SMALL CASTING

PRODUCT INFO

CODE NO									
<b>70x60 DUR</b>	<b>70</b>	60					20		500
<b>85x70 DUR</b>	<b>85</b>	70					20		600
<b>85x90 DUR</b>	<b>85</b>	90					20		800



BACK SMALL POLYAMIDE

PRODUCT INFO

CODE NO									
<b>70x60 RPR</b>	<b>70</b>	60					20		400
<b>85x70 RPR</b>	<b>82</b>	70					20		500
<b>85x70 RPR</b>	<b>85</b>	70					20		500



REAR SMALL RUBBER

PRODUCT INFO

CODE NO									
<b>85x70 DYP</b>	<b>85</b>	70					20		400



## PRODUCT INFO

CODE NO										
<b>50x20 MTB</b>	<b>50</b>	20					6	22		30
<b>75x25 MTB</b>	<b>75</b>	25					6,5	29		50
<b>100x32 MTB</b>	<b>100</b>	32					12	35		100
<b>125x32 MTB</b>	<b>125</b>	32					12	35		125



## PRODUCT INFO

CODE NO										
<b>100x32 MTR</b>	<b>100</b>	32					8	37		100
<b>125x32 MTR</b>	<b>125</b>	32					8	37		125



PRODUCT INFO

CODE NO										
<b>50x20 MTB</b>	<b>50</b>	20					6	22		30
<b>75x25 MTB</b>	<b>75</b>	25					6,5	29		50
<b>100x32 MTB</b>	<b>100</b>	32					12	35		100
<b>125x32 MTB</b>	<b>125</b>	32					12	35		125



PRODUCT INFO

CODE NO										
<b>100x32 MTR</b>	<b>100</b>	32					8	37		100
<b>125x32 MTR</b>	<b>125</b>	32					8	37		125



PRODUCT INFO

CODE NO										
<b>80x25 SLP</b>	<b>80</b>	25					12	37		50
<b>100x30 SLP</b>	<b>100</b>	30					12	37		70
<b>125x37,5 SLP</b>	<b>125</b>	37,5					15	46		100
<b>150x40 SLP</b>	<b>150</b>	40					15	50		120
<b>200x50 SLP</b>	<b>200</b>	50					20	60		200



RESERVE-SLR

PRODUCT INFO

CODE NO										
200x50 SLR	200	50					20	52		230
250x50 SLR	250	50					20	52		300



RESERVE-RMB

PRODUCT INFO

CODE NO										
55x25 RMB	55	25					12	28		140
80x30 RMB	80	30					12	40		200
100x35 RMB	100	35					15	50		350
125x40 RMB	125	40					15	50		450
150x50 RMB	150	45					20	50		600
200x50 RMB	200	50					20	60		750



RESERVE-MMB

PRODUCT INFO

CODE NO										
85x25 MMB	85	25					12	35		80
100x30 MMB	100	30					12	35		110
125x37,5 MMB	125	37,5					15	47		140
150x40 MMB	150	40					15	50		180



RESERVE-RPR

PRODUCT INFO

CODE NO										
100x35 RPR	100	35					15	50		350
125x40 RPR	125	40					15	50		450
150x45 RPR	150	45					15	50		600
200x50 RPR	200	50					20	50		750



RESERVE-PUB

PRODUCT INFO

CODE NO										
55x25 PUB	55	25					12	28		80
80x30 PUB	80	30					12	37		100
100x30 PUB	100	30					12	35		120
100x35 PUB	100	35					15	50		200
125x35 PUB	125	35					15	49		150
125x40 PUB	125	40					15	50		280
150x45 PUB	150	45					20	50		350
200x50 PUB	200	50					20	60		600



RESERVE-PUR

PRODUCT INFO

CODE NO										
100x35 PUR	100	35					15	50		200
125x40 PUR	125	40					15	50		280
150x45 PUR	150	45					15	50		350
200x50 PUR	200	50					20	60		600



**RESERVE-DDB**

PRODUCT INFO

CODE NO										
<b>55x25 DDB</b>	<b>55</b>	25					12	28		140
<b>80x30 DDB</b>	<b>80</b>	30					12	37		200
<b>100x35 DDB</b>	<b>100</b>	35					15	50		350
<b>125x40 DDB</b>	<b>125</b>	40					15	50		450
<b>150x45 DDB</b>	<b>150</b>	45					20	50		600



**RESERVE-DDR**

PRODUCT INFO

CODE NO										
<b>100x35 DDR</b>	<b>100</b>	35					15	50		350
<b>125x40 DDR</b>	<b>125</b>	40					15	50		450
<b>150x45 DDR</b>	<b>150</b>	45					15	50		600
<b>200x50 DDR</b>	<b>200</b>	50					20	60		900



**RESERVE-DUR**

PRODUCT INFO

CODE NO										
55x25 DUR	55	25					12	28		140
80x30 DUR	80	30					12	37		200
100x35 DUR	100	35					15	50		350
125x40 DUR	125	40					15	50		450
150x45 DUR	150	45					15	50		600
200x50 DUR	200	50					20	60		900
250x60 DUR	250	60					30	70		1300
300x70 DUR	300	70					30	78		1500
350x80 DUR	350	80					30	90		1850
400x100 DUR	400	100					30	100		3200



**RESERVE-DYR**

PRODUCT INFO

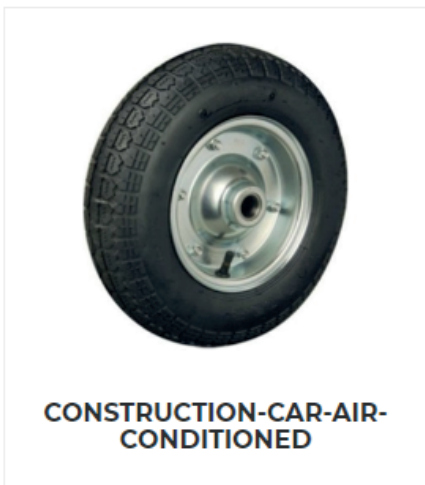
CODE NO										
80x30 DYR	80	30					15	30		100
100x40 DYR	100	40					15	40		150
125x40 DYR	125	40					15	40		200
150x40 DYR	150	45					17	55		250
200x50 DYR	200	50					20	55		300
250x70 DYR	250	70					30	70		500
300x75 DYR	300	75					30	75		750
360x85 DYR	360	85					30	85		900
400x100 DYR	400	100					35	100		1100

# Construction Trolley Wheels



PRODUCT INFO


CODE NO										
<b>335x70x20</b>	<b>335</b>	70					30	75		150













PRODUCT INFO

CODE NO										
<b>350-7-20 SHR</b>	<b>330</b>	85					20	74		140

# Parcel Trolley Wheels



PRODUCT INFO

CODE NO										
<b>200x50 SLR</b>	<b>200</b>	50					20	52		230
<b>250x50 SLR</b>	<b>250</b>	50					20	52		300



PRODUCT INFO

CODE NO										
<b>300-4 MHS</b>	<b>260</b>	85					20	85		100



PRODUCT INFO

CODE NO										
<b>300-4 SHR</b>	<b>260</b>	85					20	85		110



**Pneumatic Plastic Hub**

## PRODUCT INFO

CODE NO										
<b>200x50 MHB</b>	<b>200</b>	50					20			90
<b>300x4 MHS</b>	260	85					20			110



**Pneumatic Sheet Metal Hub**

## PRODUCT INFO

CODE NO										
<b>300x4 SHR</b>	<b>260</b>	85					20	85		110
<b>350x7 SHR</b>	<b>330</b>	85					20	74		140
<b>350x8 SHR</b>	<b>380</b>	90					20	90		225
<b>400x8 SHR</b>	<b>408</b>	105					20	95		275



Tersane Cad. Arap  
Kayyum Sok. No:17  
Karaköy/İSTANBUL

[www.tekerlekci.com](http://www.tekerlekci.com)